

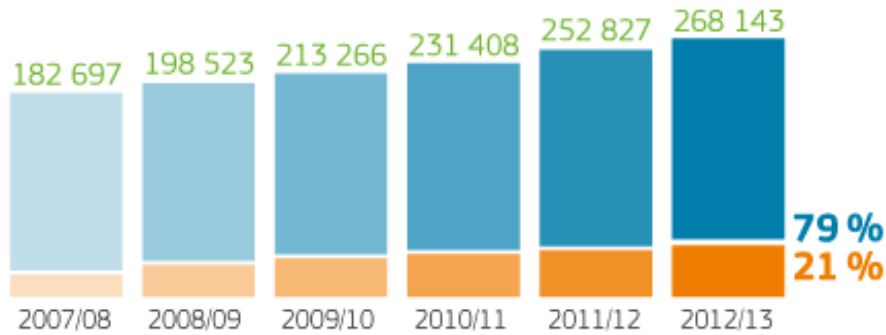
The ERASMUS Impact Study

Erasmus Student Mobility: Impact on skills, employability and career

Runa Gudmarsdottir
European Commission

Erasmus: Changing lives, opening minds

2012-2013



Job placements Studies Total student mobility

79%
21%

3
MILLION
1987/88 - 2012/13

Erasmus students by country 2012-2013

COUNTRY	STUDENTS
SPAIN	39 249
FRANCE	35 311
GERMANY	34 891
ITALY	25 805
POLAND	16 221
UNITED KINGDOM	14 572
TURKEY	14 412
NETHERLANDS	10 061
BELGIUM	7 741
CZECH REPUBLIC	7 299
PORTUGAL	7 041
AUSTRIA	5 714
FINLAND	5 496
ROMANIA	5 011
HUNGARY	4 387
GREECE	4 249
SWEDEN	3 728
DENMARK	3 646
LITHUANIA	3 529
SLOVAKIA	3 008
SWITZERLAND	2 860
IRELAND	2 762
LATVIA	2 149
BULGARIA	1 952
SLOVENIA	1 821
NORWAY	1 707
ESTONIA	1 153
CROATIA	1 124
LUXEMBOURG	405
CYPRUS	350
ICELAND	255
MALTA	208
LIECHTENSTEIN	26

TOTAL OUTBOUND
268 143
STUDENTS



What is the impact?



Students:

- **Impact on individual skills enhancement and employability?**

Staff:

- **Impact on individual competences, personality traits and attitudes?**



HEIs:

- **Impact on the internationalisation of HEIs?**



Coordinator

Research



Universities

Students



Brussels Education Services

Administration



5 on-line surveys in 201380.000 respondents

**Quantitative
study**

34 countries

56,733 students (mobile , non-mobile)
18,618 alumni (mobile , non-mobile)
4,986 staff members (mobile , non-mobile)
964 HEIs
652 employers (55% SMEs)

- largest study ever conducted on the programme

**Qualitative
study**

8 countries

- BG, CZ, FI, DE, LT, PT, ES and UK
- Interviews, workshops, site visits

Tests before and after mobility

designed to evaluate students' behaviour in 6 key specific areas (memo© factors)



memo[©]

Why do students take part in Erasmus?



European
Commission

Over 90% to:

- * have experience of living abroad
- * develop skills
- * improve language abilities

More than 85% to:

enhance employability abroad

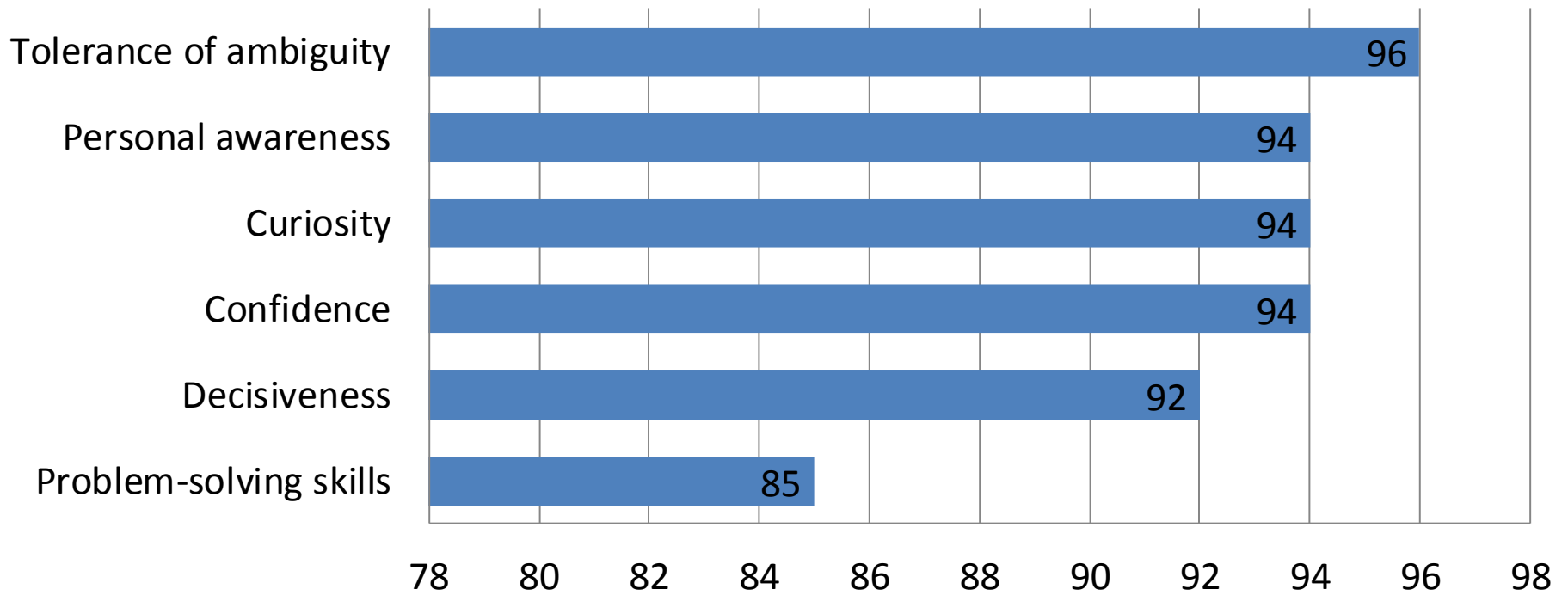
ERASMUS non-selective programme:

only 14% non-mobile not having been selected


+50% non-mobile:

uncertainty on additional costs and lack of financial resources

Importance of personality traits for employers (%)



Skills increased (student perspective %)





European

EMPLOYMENT AND CAREER DEVELOPMENT ERASMUS STUDENTS



of students study or train abroad to enhance their employability abroad



UNEMPLOYMENT RATE

Young people who study or train abroad are half as likely to face long-term unemployment

5 years after graduation the unemployment rate of Erasmus students is

23% LOWER





EMPLOYMENT AND CAREER DEVELOPMENT



Erasmus increases these skills!

Erasmus students **increase** their advantage over non-mobile students by **42%**

WORK PLACEMENT



Almost 1 in 10 Erasmus trainees who did work placements have started **their own company** and **3 out of 4** plan to or can envisage to do so



More than 1 in 3 Erasmus students were offered a **position** at their host company

INTERNATIONAL LIFE

Former Erasmus students

Non-mobile students

40%

moved to another country
after graduation



23%



93%



can easily imagine **living abroad**
in the future

73%



33%



have a life partner with
a different nationality

13%



27%



met their **life partner** during
their stay abroad

Attitudes towards Europe



- **More than 80% of Erasmus students feel a strong bond with Europe**
 - **Only 70% of non-mobile students**
- **84% of Erasmus students felt more European after their stay abroad**

Mobility clearly has an impact..

..but what are we doing to support it?



ERASMUS+: Link to Europe 2020 targets



Higher
education
attainment

40% of 30-34 year olds HE graduates
(35,7% in 2012)

Early school
leaving

10% of 18-24 year olds not enrolled
(12,7% in 2012)

Employability

**82% of graduates (20-34 year old) employed within 3
years from graduation**
(75,7% in 2012)



Erasmus+
14.7 billion € +40%
3 Key Actions

2014-2020

Learning Mobility of Individuals

At least 63%

4 million people mobile

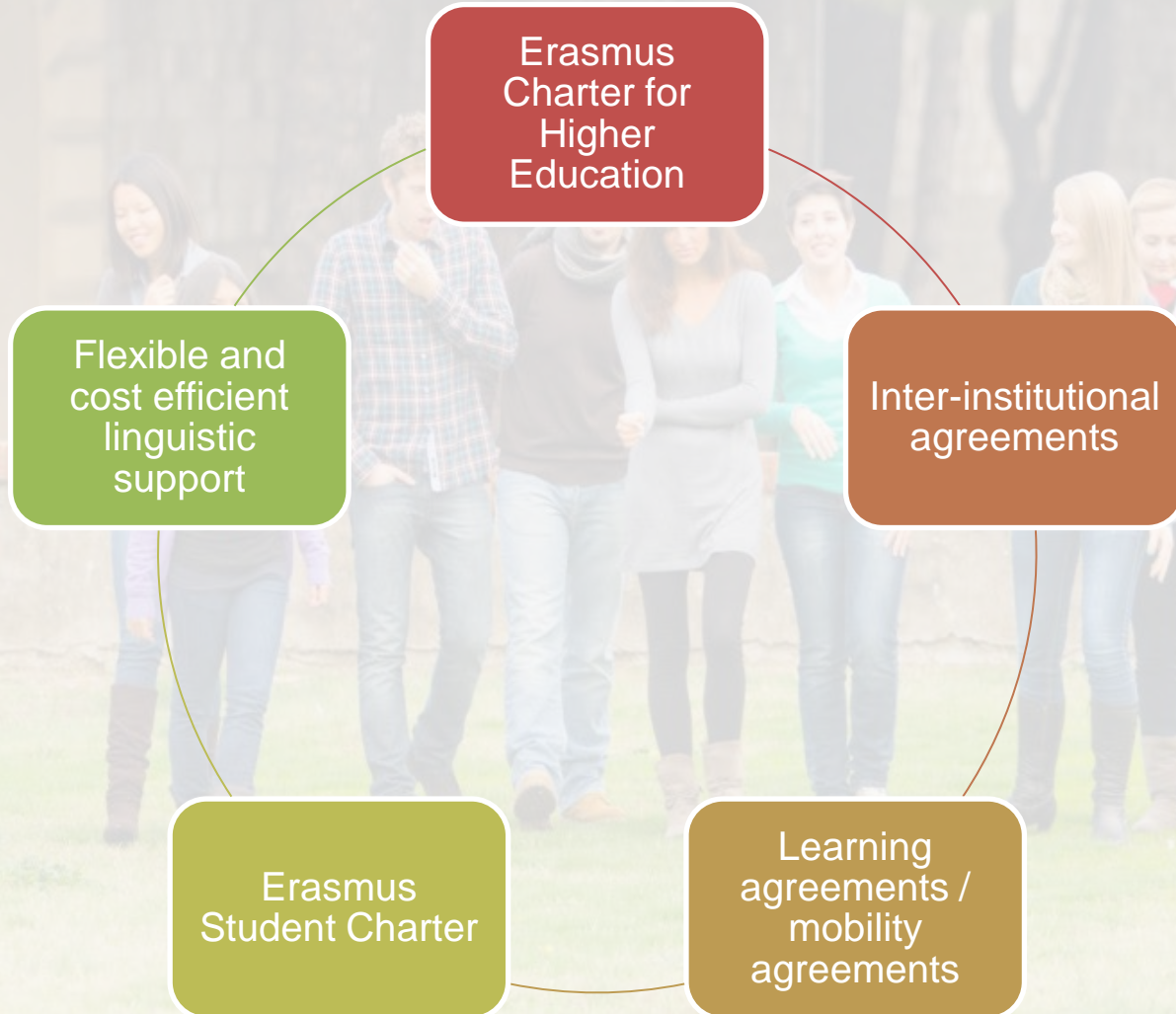
Cooperation for innovation

At least 28%

Support for policy reform

4.2%

ERASMUS+: more quality through a reinforced quality framework



ERASMUS+: **more inclusive**

- Reinforced linguistic support
- Support for people with special needs
- More support for people with disadvantaged background and fewer opportunities
- Specific support for outermost regions

The ERASMUS Impact Study

Comparative analysis of countries and regions

- Focus on results relating to student mobility and the development of skills, competences and employability
- Contractor: CHE Consult
- Final report due **end October 2015**

1. STUDENTS



2. ALUMNI



3. EMPLOYERS



4. HEIS



5. STAFF





The ERASMUS Impact Study

Country comparative analysis

- Aim: to show differences between individual countries
- Selection based on availability of data and equal coverage of country size
- The selection of countries is not final yet:
 - The countries below clearly have enough data; others are still under consideration

Spain

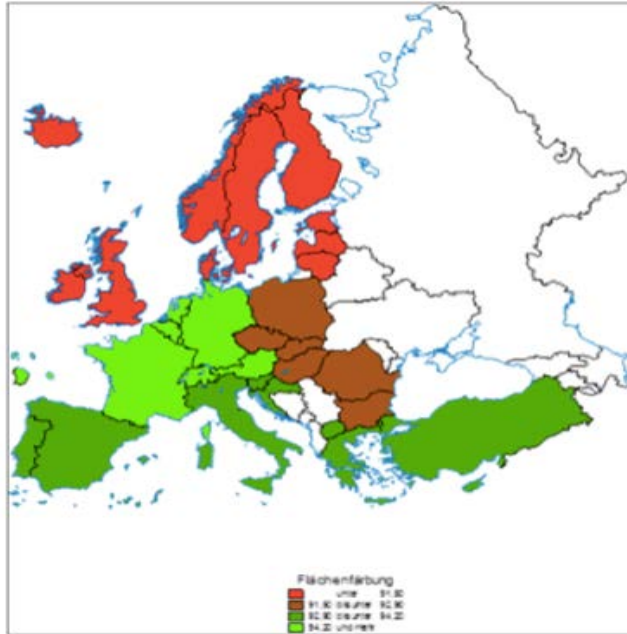
Germany

Italy

France

Poland

Easymap by region



The ERASMUS Impact Study

Regional
analysis

Aim: to identify
patterns between the
4 regions of Europe

All countries with
sufficient data
analysed

Western Europe

Eastern Europe

Northern Europe

Southern Europe



You want to know
more?

The **ERASMUS** Impact Study



IP/14/1025

MEMO/14/534

http://ec.europa.eu/education/library/study/2014/erasmus-impact_en.pdf