

Strengthening EC DEVCO systems for monitoring and reporting

Insights into the GFA project „Support to Design, Monitoring and Results Reporting for Projects and Programmes financed by the European Union’s External Assistance“

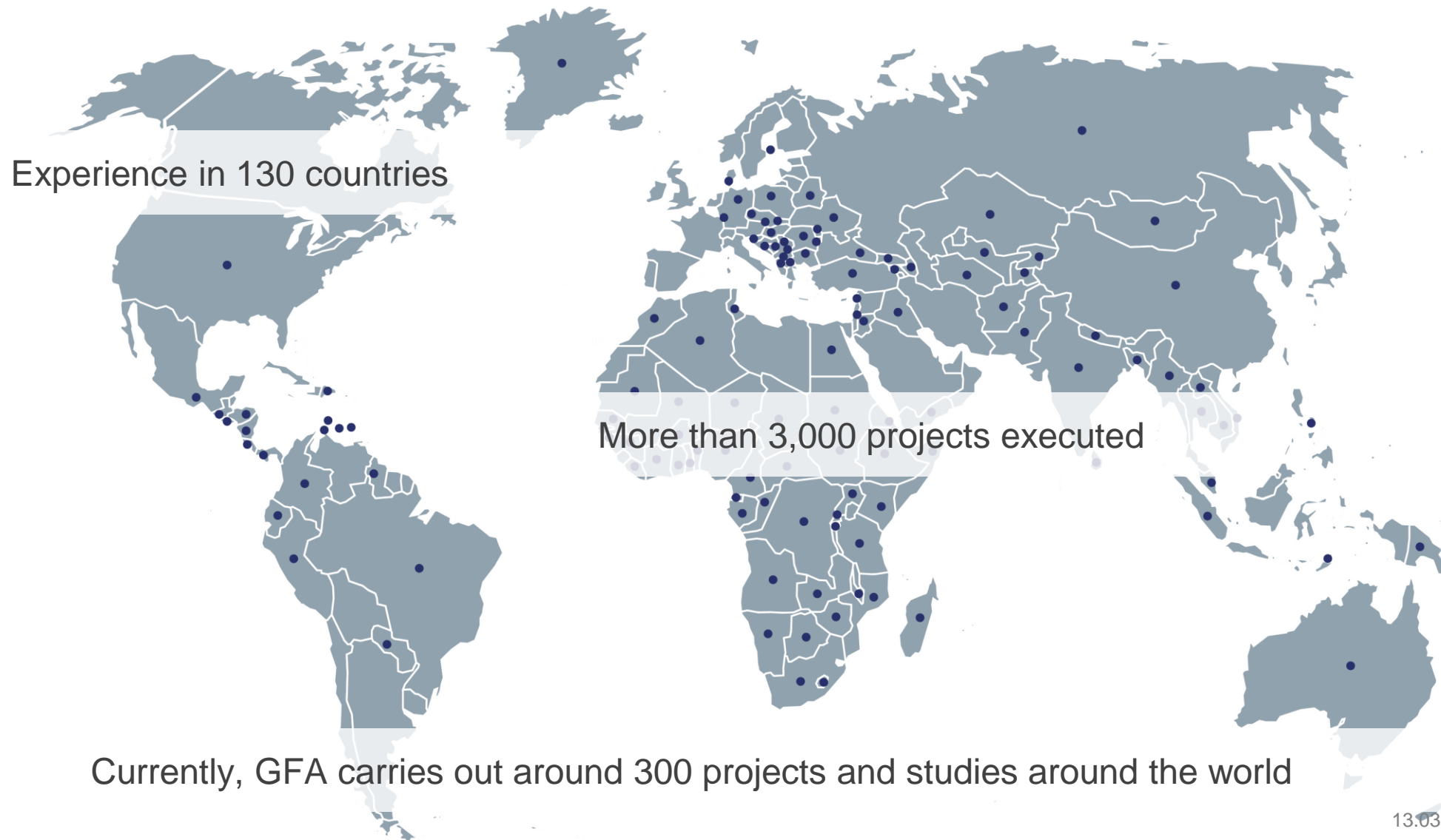
Julia Krömer – Medium Expert / Results Specialist at DG DEVCO Unit 04 „Evaluation and Results“

Britta Gentsch – M&E Unit Manager / SQ2M Project Coordinator, GFA Hamburg

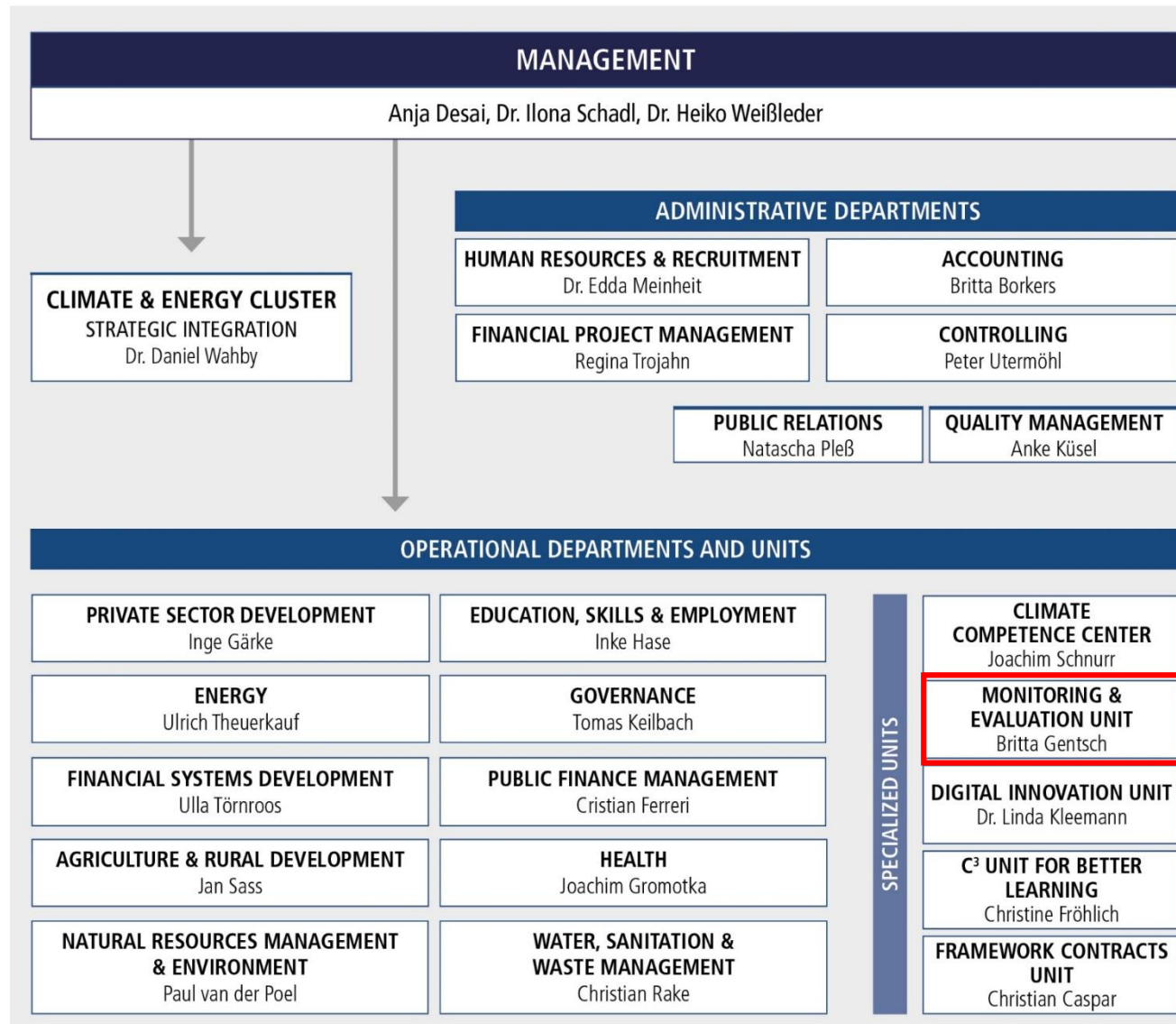
Agenda

1. Monitoring & Evaluation at GFA Consulting Group
2. GFA's Project „SQ2M“
3. Monitoring in the EU Context: Key Principles, Levels and Main Types
4. Examples of Monitoring Capacity Building Tools:
 - A. Training on Internal Monitoring
 - B. Guidance to Develop Logframes
 - C. New IT System for Project Management

GFA Consulting Group - Operating Worldwide



GFA's M&E Unit

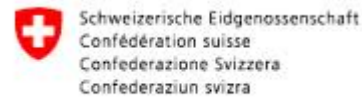


Specialized Unit within GFA.
Focus on methodological advice on M&E & strategic/complex evaluations


GFA's Clients

- GIZ and KfW
- BMEL, BMU, BMW, AA
- EuropeAid
- SDC, SECO and ADA
- Regional Development Banks:
ADB, EBRD, ADB, EIB, IDB
- MCC/Country MCAs
- The Global Fund
- World Bank

KfW



giz



Austrian
Development Agency



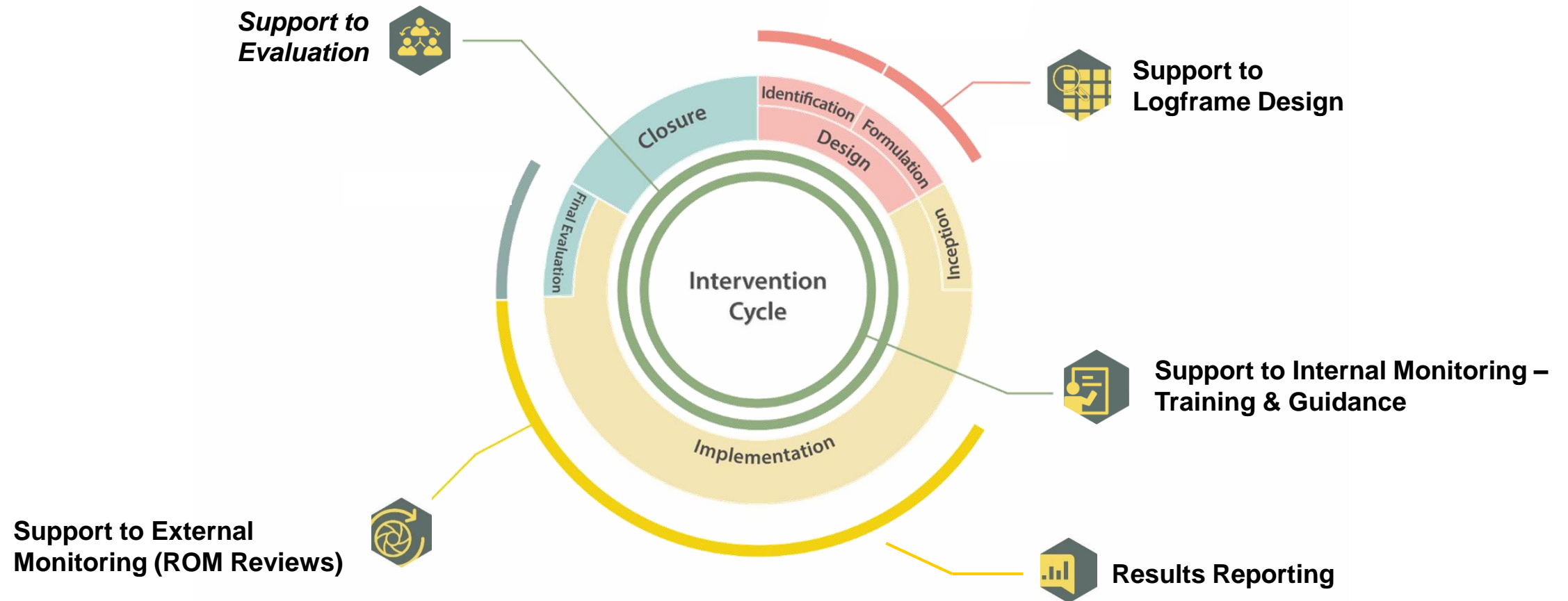
Inter-American Development Bank



Project SQ2M: Key Facts

- „Support to Design, Monitoring and Results Reporting for Projects and Programmes financed by the European Union’s External Assistance“
- **Client:** Directorate-General for International Cooperation and Development (DG DEVCO), **Unit 04 “Evaluation and Results”**
- **Implementation Period:**
 - Phase I: 2009 – 2013
 - Phase II: 2013 – 2017
 - **Phase III: 2017 – 2021**
- **Team:** **Eight long-term experts** being based in Brussels (partly directly at DG DEVCO premises) and several short-term experts

Project SQ2M: Monitoring Support along the Project Cycle



Monitoring EU External Assistance: Key Principles

**Effective
development
cooperation**

**EU
working
better
together
for results**

**Focus on
results**

DEVCO monitoring and reporting requirements- where?



Corporate level

Which results have we achieved last year?

**Programming document /
instrument level**

e.g. Development Cooperation Instrument

**EU-funded
project/programme**


Project monitoring by Implementing Partners, with DEVCO task managers

723 000 individuals
had access to an improved
drinking water source and/or
sanitation facility

Project Monitoring - Main Types

	What?
Monitoring by Project Manager/ Implementing Partner	<p>Implementing partners follow their own monitoring systems and procedures</p> <p>Check progress, take remedial action, update plans (ongoing)</p>
Monitoring by DEVCO Operational Manager	<p>Responsible for the operational and financial supervision of the implementation of an intervention and its monitoring.</p>
Result Oriented Monitoring (ROM)	<p>External review by a Consultant, providing inputs and recommendations for project management</p>

SUPPORTING MONITORING CAPACITY- EXAMPLES



A) Training on Internal Monitoring

Different training formats for EU task managers in Brussels and EU delegations

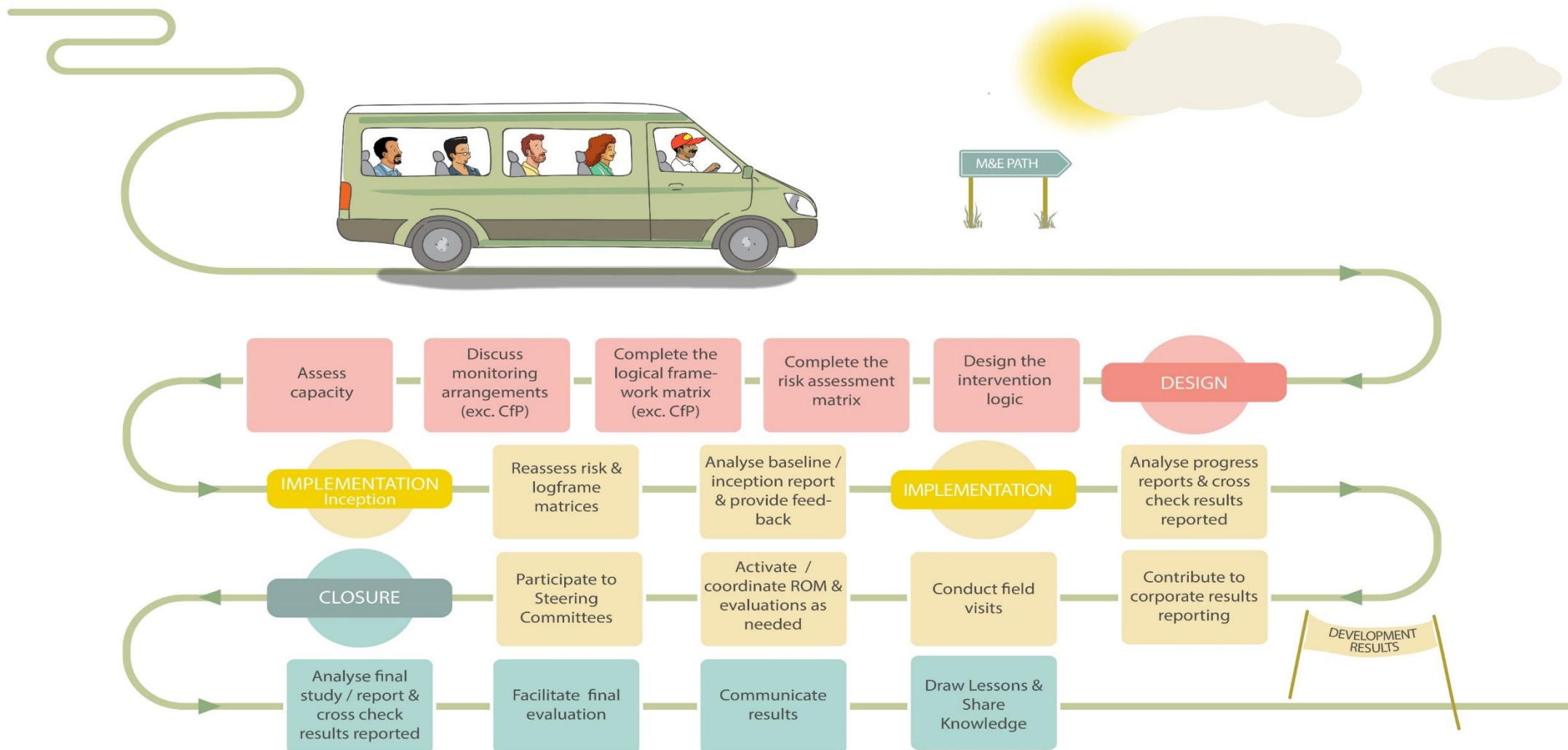
Examples:

- Face to face training in Brussels on Internal Monitoring
- Webinars on building logframes
- Face to face training in EU delegations on Monitoring & Evaluation

- **Recorded webinar for implementing partners**

<https://www.youtube.com/watch?v=O4jAGEnxhAA&feature=youtu.be>

A) Training on Internal Monitoring: Monitoring Process Chart




B) Guidance to Develop Logframes

Results and Indicators for Development

<https://europa.eu/capacity4dev/results-and-indicators>

Video <https://youtu.be/owGEbJ1ctjE>



C) New IT System for Project Management

- New system under development for management of projects along the project cycle
- Direct cooperation, interaction, exchange of information with Implementing Partners
- Implementing Partners and EU task managers can access project documentation, logframes etc..
- Monitoring data can be used for project reporting and for aggregation at sector or corporate level



C) New IT System for Project Management

The screenshot displays the 'MyWorkplace' dashboard. On the left is a dark navigation sidebar with icons and labels for: Dashboard, Notifications, Search, Task centre, Portfolio, Process centre, Map tool, Reporting, Operation Manager, Contact us, and About MyWorkplace. The main content area has a blue header with the breadcrumb '/MyWorkplace > Dashboard'. Below the header, the title 'Dashboard' is followed by the text 'selected dashboard : default'. The dashboard features several widgets: 'Process Centre', 'Portfolio', and 'My tasks' (with a red notification badge showing '1883'). Below these are three larger widgets: 'MY PORTFOLIO' (listing items like 'SIEA-2018-815', 'SIEA-2018-823', 'Empowered girls complete CDSS in Malawi', 'Intervention Result Reporting_Lucia', and 'Planning for Climate Change'), 'MY PORTFOLIO STATUS' (showing a pie chart and 'Result'), and 'TIMEZONES' (listing '16:32 Belgium - Brussels (GMT+02:00)' and '21:17 Nepal - Kathmandu (GMT+05:45)').

C) New IT System for Project Management



Specific Objective - Outcome

To improve local governance, and the conditions for business and infrastructure development by improving and/or strengthening planning and management capacities, and improving business enabling environment, as well as enhancing implementation of social inclusion and employment policies.



0

Overall investments in infrastructure increased by at least 10% on annual basis



0

Current value



2 666 631 314,50

31-12-2018

Timeline



1 31-12-2018 - 2 666 631 314,50

2 31-12-2018 - 1 882 036 220,40

Current value



1 480

31-12-2018

Timeline



1 31-12-2018 - 1 480

2 31-12-2018 - 1 500

Way ahead...

- Even with information technology in place a large capacity-building effort will be needed!
- Revamp existing trainings to introduce the new IT platform
- Ownership and buy-in at all levels of the organisation

Thank you very much!

Questions?